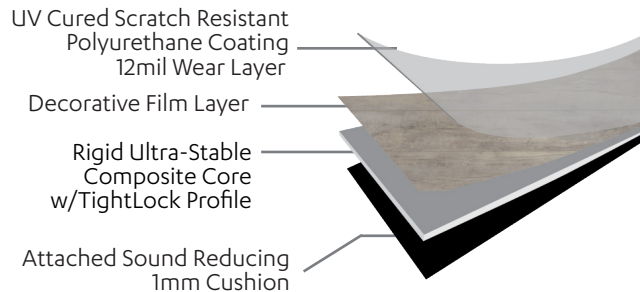


What is Rigid Core?

Rigid core flooring is made to withstand use. It's strong core allows it to have greater indentation resistance than other luxury vinyl products. The flooring is also enhanced with a protective polyurethane finish allowing it to resist scratches and dents. Rigid core is also waterproof, allowing for installation in kitchens and bathrooms.



New Innovative Construction



Ridgeline Benefits:

- » TightLock's 5 points of contact installation system creates a waterproof seal
- » No unsightly transition mouldings required up to 6400 sf or through doorways
- » Attached premium pad provides sound deadening qualities in excess of 65 IIC/STC
- » Not affected by sunlight and/or humidity
- » No acclimation required (if not exposed to extreme temps)
- » Low VOC and Phthalate Free -Pet and kid friendly

Design, Quality, Value

T A S
FLOORING

www.tasflooring.com



Distributed by T&A Supply Company
For more info on this and other quality
flooring products visit tasflooring.com



RIDGELINE

Rigid Core
Waterproof Vinyl Flooring



T A S
FLOORING

Specifications:

Alpine, Summit, Vista, Viewpoint, Terra & Talus:

Dimensions: 5mm thick overall x 7" wide x 48" length

Packaging: 25.27 sf/ctn, 55 ctn/pal
1390 sf/plt, 43.5 lbs/ctn

Dillion, Raylan, Holliday & Eastwood:

Dimensions: 5mm thick overall x 7" wide x 48.5" length

Packaging: 23.66 sf/ctn, 55 ctn/pal
1301.3 sf/plt, 41.5 lbs/ctn

Finish: 12mil Polyurethane Wear Layer

Profile: 4-Sided Micro-Beveled Edges

Pad Attached: 1mm attached premium pad

Installation: TightLock (angle/tap)

Recommended Cleaner: FreshFloors by WF Taylor

Warranty: 25yr Residential, 5yr Lt Comm/Multi-Family




**Eastwood*

Installation Facts:

- Radiant Heat: Approved (Hydro Systems ONLY)
- Acclimation: Not Required (if not exposed to extreme temps)
- Recommended Room Temperature: 0°F - 140°F after install
- Expansion Space: 1/4" gap
- Transitions required in rooms exceeding 6400 sf
- Transitions not required through doorways
- Inspect flooring prior to installation
- Use floor protection for furniture

Read Complete Instructions Before Installing


RIDGELINE



Summit | CHCW933V




Vista | CHCW1351V



Viewpoint | CHCW1500V



Talus | CHCW263V




Terra | CHCW1370V



Alpine | CHCW330V



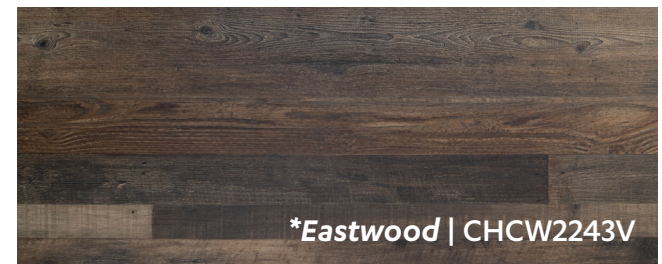
**Raylan* | CHCW2241V



**Holliday* | CHCW2242V



**Dillon* | CHCW2240V



**Eastwood* | CHCW2243V

**High color variation*