

LUXURY VINYL | CARPET | HARDWOOD | LAMINATE


2 mm overall, 12 mil wear layer, long plank design with rolled edge treatment




Mimosa
CTLV0102



Primrose
CTLV0103




Aster
CTLV0104



Dahlia
CTLV0105



Gardenia
CTLV0106



Camellia
CTLV0107

SPECIFICATIONS

Dimensions (nominal)	2 mm Thick Overall x 7" Wide x 60" Length
Construction	Glue Down LV
Edge Profile	Rolled Edge
Wear Layer	12 mil
Finish Coat	UV Ceramic Bead
Texture	Embossed
Installation	Glue Down
Warranty	20 Yr Residential, 5 Yr Light Commercial, 5 Yr Multi-Family
Packaging	66.76 sf/ctn, 40 ctn/plt, 2670.58 sf/plt

COLLECTION & TESTING INFORMATION



SCAN HERE

INSTALLATION FAST FACTS

- Radiant Heat: Approved (Hydro Only)
- Acclimate product to normal room conditions
- Relative Humidity: 35%-55%
- Recommended Room Temp: 60°F-85°F after install
- Expansion Space: 1/4" gap recommended
- Porosity determination required prior to install
- Full Spread Glue required for Light Commercial and Multi-Family applications

Read Complete Instructions Before Installing

