

CHARISMA

SPC 4.4 MM, 12 MIL



Conrad | RCRC0402



Kent | RCRC0403




Colman | RCRC0404




Vanderbilt | RCRC0405




Emory | RCRC0406



Calcutta Marble | RCRC0407



Grey Classic Travertine | RCRC0408



Dartmouth | RCRC0409

SPECIFICATIONS

| | |
|-------------------|---|
| Construction | SPC, Stone Polymer Composite, Rigid Core |
| Classification | ASTM F3261, Class I, Type B, Grade 1, Class B |
| Dimensions | 6" Wide x 36" Long, 152 mm x 915 mm |
| Overall Thickness | 4.4 mm (includes 1 mm IXPE pad) |
| Wear Layer | 12 mil |
| Finish Coat | Polyurethane |
| Texture | Embossed |
| Edge Profile | 4-Sided Micro Bevel |
| Packaging | 24 sf/carton - 54 carton/pallet - 1296 sf/pallet |
| Installation | Angle / Angle, Float |
| Warranty | 25 Yr Residential, 5 Yr Light Commercial, 5 Yr Multi-Family |

INSTALLATION FAST FACTS

- Transitions required for rooms larger than 50' W x 50' L
- Acclimate to Normal Room Conditions (NRC) 60°F - 85°F
- Hydro Radiant Heat approved (≤ 85°F)
- Expansion Space: 1/4" gap
- Ambient RH Between 35% to 55%
- Floor Flatness to 3/16" in 10'
- Floating floors must be allowed to expand and contract with no restrictions

Read Complete Instructions Before Installing



tasflooring.com

**SPEC SHEET
WARRANTY
INSTALLATION & MAINTENANCE
TRIMS, TRANSITIONS & QNOSE**



Additional Specifications, Full Installation Instructions & Warranty Information Available Online

tasflooring.com | a division of **T&A supply company, inc.**