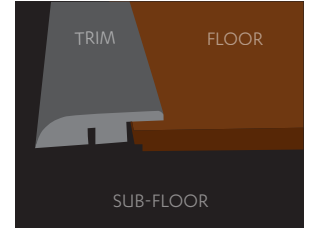
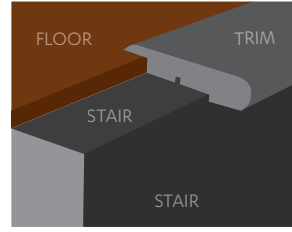
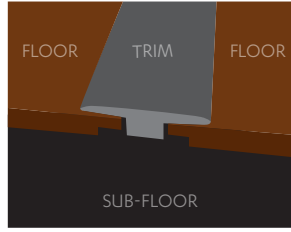
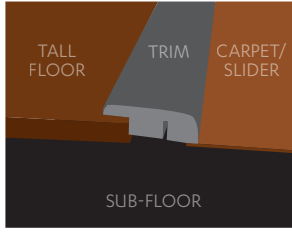
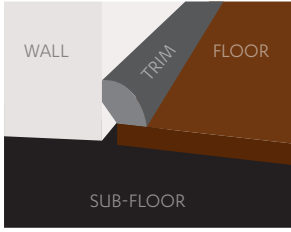


# HEARTLAND

## Flooring Trim Solutions



**QUARTER ROUND** is most commonly applied to cover the expansion gap between the flooring and the wall.

**END CAP** (often times called Square Edge or Threshold) is most commonly used when butting up to carpet or a sliding glass door.

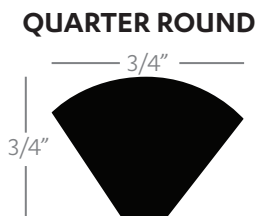
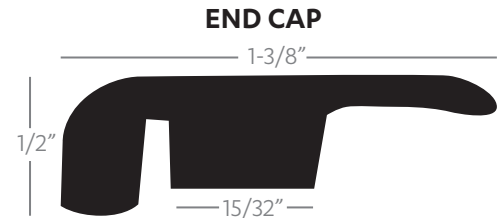
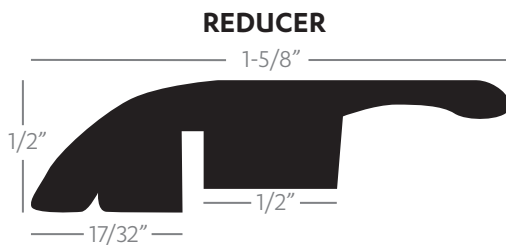
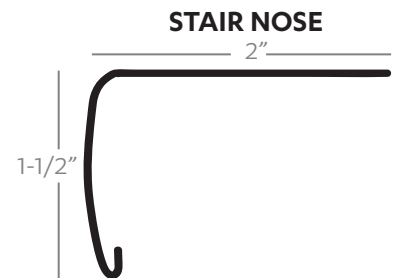
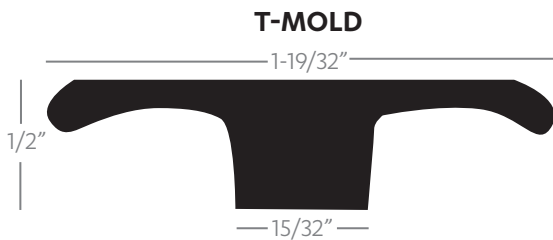
**T-MOLD** is used when joining two floors of equal height, such as in a doorway, between two rooms or in a large area where the maximum length/width is exceeded.

**STAIR NOSE** is used when ending flooring at the top of either a landing or downward staircase.

**REDUCER** is used when ending the flooring onto a surface such as concrete.

## Laminate | Trim Length 7' 10"

Trim dimensions are approximate. Trims are coordinating, color or graining may not be exact.



### FLUSH SQUARE NOSE 48"

Contact T&A Supply for Qnose

**SHIMS AND TRACK** may be require with this product. Contact T&A Supply to confirm.