


## LAMINATE 8.0 MM, 2 MM ATTACHED PAD




**Avondale** | FXLA0601




**Belmont** | FXLA0602




**Cypress** | FXLA0603



**Fairwood** | FXLA0604



**Sequoia** | FXLA0605



**Skyline** | FXLA0606

### SPECIFICATIONS

Construction	8 mm Standard Core Laminate + 2 mm Attached Pad
Dimensions	7-3/4" Wide x 48" Long, 195 mm x 1215 mm
Overall Thickness	10 mm (includes 2 mm pad)
Wear Surface	AC3
Texture	Embossed
Edge Profile	4-Sided Painted Bevel
Packaging	20.4 sf/carton - 60 carton/pallet - 1224 sf/pallet
Installation	Angle / Horizontal Tap
Warranty	25 Yr Residential, 5 Yr Light Commercial, 5 Yr Multi-Family

### INSTALLATION FAST FACTS

- Radiant Heat: Approved (Hydro Systems ONLY)
- Acclimate product to normal room conditions
- Relative Humidity: 35%-55%
- Recommended Room Temp: 60°F-85°F after install
- Transitions required for rooms larger than 25' L or 35' W
- Subfloors dry and flat (3/16" in 10')
- Installation on or below grade concrete requires 6 mil moisture barrier

Read Complete Instructions Before Installing



SPEC SHEET  
WARRANTY  
INSTALLATION & MAINTENANCE  
TRIMS, TRANSITIONS & [QNOSE](#)

[tasflooring.com](http://tasflooring.com)

